

YIY

YIYEN ELECTRIC



● **HP&HP-PV Series**

Pure Sine Wave Inverter/Charger

- ◆ High Output Capacity up to 12KW
- ◆ Ultra Low THD, Typically 7% Under Full Linear Load(battery low)
- ◆ Battery Temperature Sensing For Increased Charging Precision
- ◆ Powerful Charge Rate up to 120Amp, Selectable From 0%-100%
- ◆ Auto Gen Start Function For Off Grid System With Generator As Backup Power
- ◆ MPPT Solar Charger Controller Available



HIGH POWER | **Low Idle**
12000W AVAILABLE | **Consumption**



● **Product Description**

● **Features**

- ◆ Smart Remote Control (RJ11 & RJ45 option)
- ◆ Support Solar Panel with MPPT Function
- ◆ Designed to Operate under Harsh Environment
- ◆ DC Start & Automatic Self- Diagnostic Function
- ◆ Compatible with Both Linear & Non-Linear Load
- ◆ Easy to Install & Easy to Operate & Easy to Solve
- ◆ Low DC Voltage Supports Home & Office Appliances
- ◆ Powerful Charge Rate Up to 120Amp, Selectable From 0%-100%
- ◆ High Efficiency Design & "Power Saving Mode" to Conserve Energy
- ◆ Battery Priority Mode, Designates the Inverter-Preferred UPS Configuration
- ◆ 13 Vdc Battery Recover Point, Dedicated for Renewable Energy Systems
- ◆ 8 Pre Set Battery Type Selector Plus De-sulphation for Totally Flat Batteries
- ◆ 4-step Intelligent Battery Charging, PFC (Power Factor Correction) for Charger
- ◆ 8 ms Typical Transfer Time Between Utility & Battery, Guarantees Power Continuity
- ◆ 15s Delay Before Transfer when AC Resumes, Protection for Load when Used with Generator



● **Product Dominance**



On the rear panel of inverter, there are 5 DIP switches which enable users to customize the performance of the device.

Switch NO	Switch Function	Position: 0	Position: 1
SW1	Low Battery Trip Volt	10.0VDC For Deep-Cycle Battery	10.5VDC For Starting Battery
		2 for 24Vdc, for 48Vdc	
SW2	AC Input Range	AC Source	For Utility Mode
		230Vac HV	184-253Vac
		120Vac LV	140-270Vac
SW3	Power Saver Auto Setting	Night Charger Function	Detect Load Per 3Secs
SW4	O/P Frequency Setting	50Hz	60Hz
SW5	Solar / AC Priority Setting	Utility Priority	Battery Priority

Low Battery Trip Volt:

The Low Battery Trip Volt is set at 10.0VDC by default. It can be customized to 10.5VDC

AC Input Range:

There are different acceptable AC input ranges for different kinds of loads. It can be customized from 184-253VAC to 140-270VAC.

Load Sensing Cycle:

The inverter is factory defaulted to detect load for 250ms in every 3 seconds when SW3 setting position1. In NIGHT CHARGER position, the inverter will stay in standby mode without sensing loads. It won't output any power even if a load is turned on when working on battery mode.

Frequency adjust:

The frequency of the inverter is arranged by the Sw4.

The factory default configuration for 220/230/240VAC inverter is 50Hz, and 60Hz for 100/110/120VAC inverter. While the output freq can be easily changed once a qualified freq is applied to the inverter.

Solar / AC Priority Setting:

Our inverter is designed AC priority by default. This means, when AC input is present, the battery will be charged first, and the inverter will transfer the input AC to power the load.

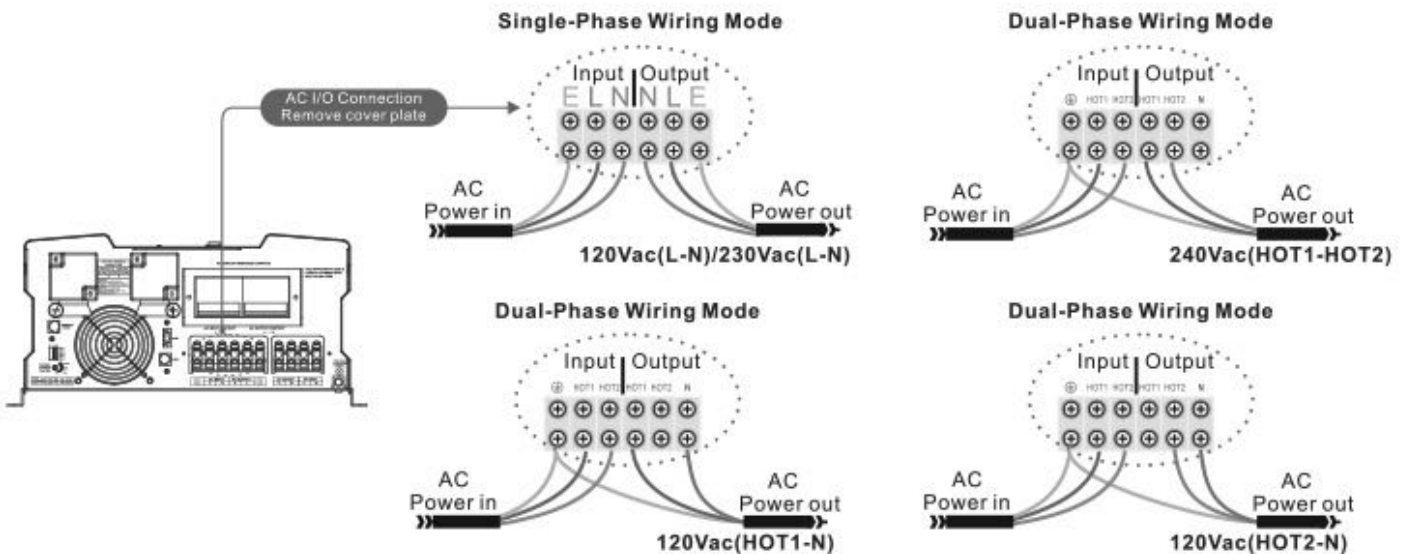
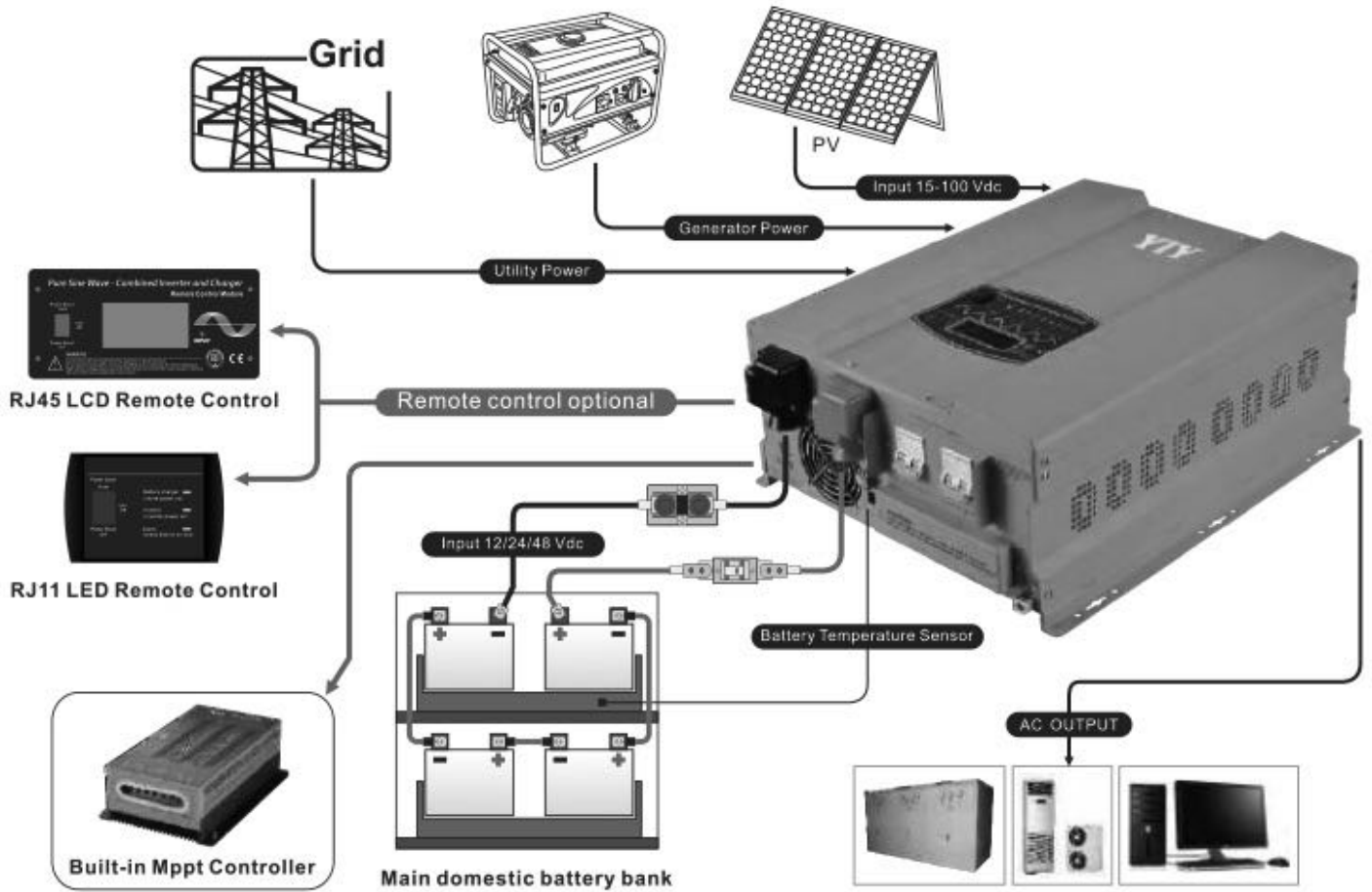
The AC Priority and Battery Priority switch is available upon request. When you choose battery priority, the inverter will inverting from battery despite the AC input.

HP Pure Sine Wave Inverter/Charger												
Bypass & Protection	Output Short Circuit Protection	Circuit Breaker										
	Bypass Breaker Rating	20A	20A	20A	25A	32A	40A	40A	50A	80A	80A	
	Transfer Switch Rating	30Amp for UL & TUV				40Amp for UL			80Amp for UL			
	Bypass Without Battery Connected	Yes (Optional)										
	Max Bypass Current	30Amp				40Amp			80Amp			
Solar Charger (Optional)	Rated Voltage	12Vdc / 24Vdc / 48Vdc										
	Solar Input Voltage Range	15-45Vdc / 30-70Vdc / 60-100Vdc										
	Rated Charge Current	40 or 60A										
	Rated Output Current	15A										
	Self Consumption	< 10mA										
	Bulk Charge (Default)	14.5Vdc for 12Vdc Mode					*2 for 24Vdc, *4 for 48Vdc ;					
	Floating Charge (Default)	13.5Vdc for 12Vdc Mode										
	Equalization Charge (Default)	14.0Vdc for 12Vdc Mode										
	Over Charge Disconnection	14.8Vdc for 12Vdc Mode										
	Over Charge Recovery	13.6Vdc for 12Vdc Mode										
	Over Discharge Disconnection	10.8Vdc for 12Vdc Mode										
	Over Discharge Reconnection	12.3Vdc for 12Vdc Mode										
	Temperature Compensation	-13.2mV / °C for 12Vdc Mode										
Ambient Temperature	0~40 °C (Full load) 40~60 °C (Derating)											
Mechanical Specifications	Mounting	Wall Mount										
	Inverter Dimensions (L*W*H)	388*415*200mm				488*415*200mm			588*415*200mm			
	Inverter Weight (Solar Chg) KG	21+2.5	22+2.5	23+2.5	27+2.5	38+2.5	48+2.5	49+2.5	60+2.5	66+2.5	70+2.5	
	Shipping Dimensions(L*W*H)	550*520*310mm				650*520*310mm			750*520*310mm			
	Shipping Weight (Solar Chg) KG	23+2.5	24+2.5	25+2.5	29+2.5	40+2.5	50+2.5	51+2.5	62+2.5	68+2.5	72+2.5	
	Display	Status LEDs / Status LEDs+LCD										
	Standard Warranty	1 Years										

● Specification

HP Pure Sine Wave Inverter/Charger											
	Model	1.0KW	1.5KW	2.0KW	3.0KW	4.0KW	5.0KW	6.0KW	8.0KW	10.0KW	12.0KW
Inverter Output	Continuous Output Power	1.0KW	1.5KW	2.0KW	3.0KW	4.0KW	5.0KW	6.0KW	8.0KW	10.0KW	12.0KW
	Surge Rating (20Secs)	3.0KW	4.5KW	6.0KW	9.0KW	12.0KW	15.0KW	18.0KW	24.0KW	30.0KW	36.0KW
	Output Waveform	Pure Sine wave/Same as input (Bypass Mode)									
	Nominal Efficiency	>88% (Peak)									
	Line Mode Efficiency	>95%									
	Power Factor	0.9-1.0									
	Nominal Output Voltage rms	100-110-120Vac / 220-230-240Vac									
	Output Voltage Regulation	±10%RMS									
	Output Frequency	50Hz ± 0.3Hz / 60Hz ± 0.3Hz									
	Short Circuit Protection	Yes (1sec after fault)									
	Typical transfer Time	10ms (Max)									
	THD	< 3% (Rated battery level, rated full linear load)									
	DC Input	Nominal Input Voltage	12.0Vdc / 24.0Vdc / 48.0Vdc					24.0Vdc / 48.0Vdc		48.0Vdc	
Minimum Start Voltage		10.0Vdc / 10.5Vdc for 12Vdc Mode					*2 for 24Vdc, *4 for 48Vdc ;				
Low Battery Alarm		10.5Vdc / 11.0Vdc for 12Vdc Mode									
Low Battery Trip		10.0Vdc / 10.5Vdc for 12Vdc Mode									
High Voltage Alarm		16.0Vdc for 12Vdc Mode									
Low Battery Voltage Recover		15.5Vdc for 12Vdc Mode									
Idle Consumption-Search Mode		< 25W When Power Saver On. (Refer to Table)									
Charger	Output Voltage	Depends on battery type (Refer to Table 2.5.2)									
	Charger Breaker Rating	20A	20A	20A	25A	32A	40A	40A	50A	80A	80A
	Max Charge Power Rate	1/3 Rating Power (Refer to Table 2.5.3)									
	Battery Initial Voltage for start	10-15.7Vdc for 12Vdc Mode					*2 for 24Vdc, *4 for 48Vdc ;				
	Over Charge Protection S.D.	15.7Vdc for 12Vdc Mode									
BTS	Battery Temperature Sensor (Optional)	Yes (Refer to the table) Variances in Charging Voltage & S.D Voltage Base on the Battery Temperature.									
Bypass & Protection	Input Voltage Waveform	Sine wave (Grid or Generator)									
	Nominal Voltage	100-110-120Vac / 220-230-240Vac									
	Max Input AC Voltage	150Vac For 120Vac LV Mode ; 300Vac For 230Vac HV Mode ;									
	Nominal Input Frequency	50Hz or 60Hz									
	Low Freq Trip	47±0.3Hz for 50Hz, 57±0.3Hz for 60Hz									
	High Freq Trip	55±0.3Hz for 50Hz, 65±0.3Hz for 60Hz									
	Overload protection (SMPS load)	Circuit Breaker									

Wiring



MPPT SOLAR CHARGE & DISCHARGE CONTROLLER

- High converting efficiency higher than 97%
- Reversed current protection for preventing equipment damage
- Automatic battery temperature compensation for long-term reliability
- Three stage charge control system (bulk, absorption, and float mode) with temperature compensation